

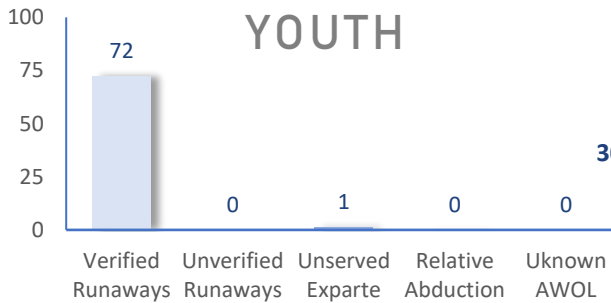
The following statistics show the status and demographics of absent Kansas foster youth and track DCF's successful recovery efforts.

## RECOVERED YOUTH

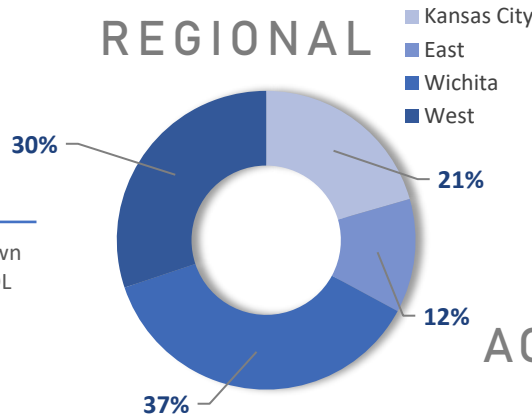


\*A youth may be recovered more than once per month.

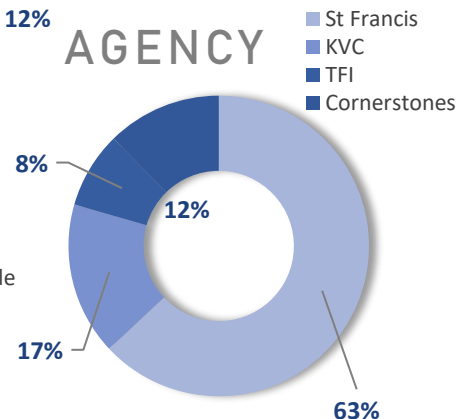
## CURRENT AWOL YOUTH



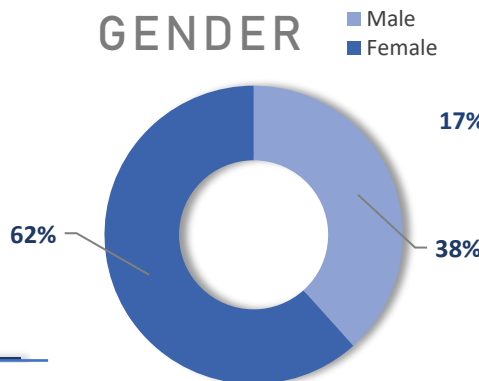
## REGIONAL



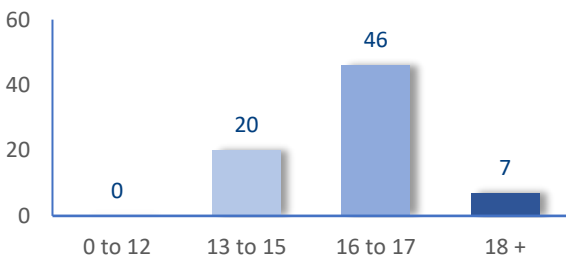
## AGENCY



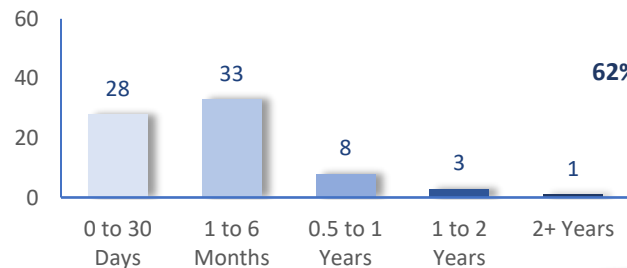
## GENDER



## AGE



## TIME



## DAILY AWOL YOUTH

# 2022

July		August		September		October	
DATE	# AWOL	DATE	# AWOL	DATE	# AWOL	DATE	# AWOL
1	71	1	74	1	69	3	65
5	69	2	72	2	66	4	66
6	72	3	71	6	70	5	64
7	69	4	72	7	70	6	65
8	67	5	72	8	70	7	65
11	70	8	72	9	69	10	63
12	70	9	71	12	69	11	65
13	69	10	67	13	71	12	68
14	67	11	64	14	71	13	62
15	65	12	63	15	72	14	62
18	63	15	62	16	67	17	72
19	66	16	63	19	66	18	73
20	66	17	63	20	64	19	
21	66	18	64	21	65	20	
22	63	19	64	22	64	21	
25	69	22	66	23	64	24	
26	69	23	68	26	66	25	
27	72	24	66	27	68	26	
28	72	25	69	28	67	27	
29	70	26	68	29	66	28	
		29	69	30	64	31	
		30	66				
		31	70				